

Mother Lode Art Association



January / February 2017



MLAA Board Elected Officers:

President: Maureen Nolan

209-840-1673.

maureen_nolan@hotmail.com

Vice Pres. : Susie Hoffman

209-785-2050

susie@townhallarts.com

Secretary: Barbara Narducci

209-533-1538

barbaranarducci@comcast.net

Treasurer: Linda Happel

209-532-7240

lindaleehappel@gmail.com

Committee Chairs:

Aloft Art Gallery, Director:

Jeannie Philbin

310-600-9779

bpnigma@aol.com

Historian/Sunshine:

Loretta Pagni, 209-536-0247

lorettapagni@aol.com

Membership Director:

Lorna Hunt

lhunt@mlode.com

Newsletter Editor:

Rich Linville, 209-918-2534

teachersask@yahoo.com

Plein Air Coordinator:

Susan Lea Hackett,

209-965-0253

Donh1@mindspring.com

Program Director:

Linda Happel

Publicity Director:

TBA

Scholarship: Linda Happel

and Juliana Tillman

Hospitality: TBA

Venues:

Susie Hoffman, 209-785-2050

susie@townhallarts.com

Art Show: TBA

Next Meeting on January 16, 2017 at 12 PM

at the at the Tuolumne County Library on Greenley Rd.

We will be having a Potluck Luncheon on our first meeting of the year. Please bring a dish to share (optional) and your creative spirit so we can get ideas on what you would like to do. We will provide utensils, plates and napkins. Also, let us know if you are interested in serving on the board in some capacity. We need to replace Publicity Chairperson and Art Show Chairperson as well as some other board positions. Michael will be unable to do Plein Air as he is going to have knee surgery. He also will not be doing his classes at this time. Remember to pay your MLAA membership dues

President's Message by Maureen Nolan

MLAA Needs YOU!!!

Please join us on January 16, 2017, at 12:00 Noon to have a potluck and welcome the installation of our new officers:

President - Maureen Nolan

Vice President - Susie Hoffman

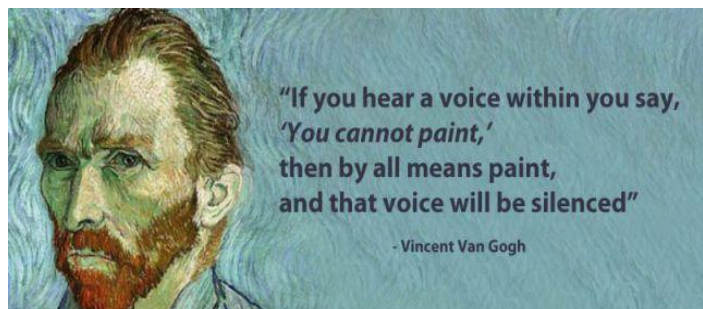
Treasurer - Linda Happel

Secretary - Barbara Narducci

It is with great optimism that I have become your MLAA President for 2017. We all have a unique opportunity through MLAA Meetings to meet our fellow artists in the community, to see demonstrations from the highly accomplished artists in our area, to learn about art classes and upcoming events, to share our knowledge and talents with other MLAA members, to participate in the Annual Art Show, to paint with other artists in plein air, and many other opportunities available to us as MLAA members.

MLAA is a key organization in our community that provides artists with a venue to show their work. We inspire children and young adults to stay connected to the art community and give them encouragement to continue their love of art. We keep this going by participating with other members to make this year the best one yet!

I am very excited to hear all of your ideas and the direction you would like MLAA to take on for this year. As Walt Disney said, "If you can dream it, you can do it." I would like each of you to take some time out of your routine and dream of your next art project. Share your dreams with our group as we move forward into 2017!



MLAA November 21, 2016 Minutes by Renetta Hayes

The November meeting of the Mother Lode Art Association was called to order by President Linda Happel at 1:07 p.m. in the meeting room of the Tuolumne County Library.

The Chair recognized two visitors: Lana Jones and Joe Haratani.

The minutes were approved as written and presented in the Newsletter.

The Nominating Committee presented the Slate of Officers for the 2017 Year as follows: Maureen Nolan, President; Susie Hoffman, Vice President; Barbara Narducci, Secretary; Linda Happel, Treasurer. The motion was made by Renetta Hayes and 2nd by Loretta Pagni to accept this slate of officers. The motion carried.

Anne Bates, Treasurer reported the November balance in the checking account of \$4,580.21 and savings \$3,199.08 for a total of \$7,694.29. The complete report is attached. The Chair reported the Fall Show made a profit of \$1,400. There were suggestions about reducing the show entry amount and to get the Children's Art show involved earlier in the process.

Barbara Conley reported there would be a pot luck meeting in January with a brainstorming session among the members. There was discussion about changing the way the Scholarship is awarded by advertising for students to apply for an application from the Scholarship Committee. The committee would then do the interviews of potential scholarship recipients and determine the award to be made.

Susie Hoffman, Venue Chairperson, announced the artists in the current venues are: Servantes Window, Vicky Fuentes and Eva Walker; Anticoagulation Unit, Pat Gray; Aloft Gallery, Susie Hoffman and Renee Rondon; Umpqua Bank, Allison Blansit; Stage 3, Renee Rondon, Susie Hoffman and Pam Mejia. Going into the venues in January will be: Servantes Window, Renee Rondon and Susie Hoffman; Umpqua Bank, Pam Mejia; Aloft Gallery, Winnie Wilson and Susan Kendall; Anticoagulation Unit, Jim Alsup and Barbara Narducci. Susie reviewed the upcoming classes at Town Hall Arts and a planned trip to Croatia on a painting trip.


Susan Lea Hackett, Plein Air Coordinator, told about the group going to Ratto Ranch and Covers Apple Ranch for plein air excursions. Both places were good venues for painting.

Barbara Conley showed her hand made Christmas ornaments and had a sign-up sheet for members to attend a class on two different dates in December.



The meeting was adjourned with a break for refreshments to be followed by a ceramic demonstration by Alexis Halstead.

**Black Oak Plate by
Alexis Halstad**



2 . 0 . 1 . 7

CARRIAGE
ART SHOW

February 18 & 19

Sponsored by:



and

Valley Art Association

Promoting the Arts in our Community Since 1972

A Non Profit Organization

All proceeds from the Carriage Art Show
go to support the Valley Art Association
Scholarship fund

For more information call:
Vonnie: 209-840-8058

January Venue Reminders

By Susie Hoffman

Serventes

Leaving Tues., January 24:

Vicki Fuentes

Eva Walker

Entering Weds., January 25:

Renee Rondon

Susie Hoffman

Umpqua Bank

Leaving Tues., January 24:

Allison Blansit

Entering Weds., January 25:

Pamela Mejia

Aloft Gallery

Leaving Weds., January 25:

Susie Hoffman

Renee Rondon

Entering Sunday, January 22:

Winnie Wilson

Susan Kendall

Anticoagulation

Leaving Tues., January 24

Pat Gray

Entering Weds., January 25

Jim Alsup and Barbara Narducci

Stage 3

is closed until March.

Ceramic Sculpture Class

ART 71, 72 (Intro, Advanced)

with Marta Magistrali

Want to learn hand building basics while studying ancient and modern clay sculpture? How can you translate your 2D style into 3D? Ever wanted to try a human bust or pure abstraction while giving your hands a "mud bath"?

Get the answers to these and more on M&W, 2:40 – 5:20 starting on Jan. 16 at Columbia College. Enroll early!



"So Happy Together"
by Marta Magistrali
clay, slip, glaze

February 20th M LAA Meeting

The demo artist will be George Allen Durkee

Durkee has been hard at work creating a new series of oil paintings he calls "junkscapes" - where an apparently disheveled morass of rusting metal comes to life on his canvas. Art collectors have sought Durkee's works since he started painting cityscapes in San Francisco. He has



said he felt "creatively used up" after sticking to that genre for 20 years, so he and Armstrong moved to the hills around Mountain Ranch.



He set out and captured quaint scenes and placed lonely stretches of Mother Lode roadways onto a series of works - which were also well received - but he came to miss the vitality the city infused into his scenes. "One day, I came upon an auto recycling yard heaped high with used up cars and trucks," Durkee said. "As I set up my easel, I felt a quickening. My hands flew from

brush to knife to rags to streaks and splatters of oil color. My first junkscape landed on the canvas." Durkee has always preferred oils as a medium. "There's something about the feel of the oil going on the canvass."


Tips and Tricks to Create Lifelike Artwork

By Courtney Jordan, Online Editor

www.northlightshop.com

Content adapted from an article by Bob Bahr.

1. Memorize the scene before you paint
2. Identify the source of light
3. Illustrate the shadows
4. Don't forget to squint
5. Crop the photo thoughtfully before you start painting
6. Low-res fuzzy photos are better than high-res ones



HISTORY OF SCHOLARSHIPS FOR THE MLAA

by Loretta Pagni

Bill King as a local artist who with many other local artist founded the MLAA and was an active member for many years. He always stated he was not really an artists but admired and appreciated the arts, opened local art galleries for those to show their work, encouraged and mentored. His wish was to leave money to high school students to use for their art education in the future. In 1968, upon his death he left money to help others in the arts. Thus the Bill King Scholarship was founded, facilitated by the MLAA and for many years helped high school students to achieve their dream of furthering their education in the art field. That money ran out but the MLAA continued that dream of assisting fine art students to achieve their goal of higher education. The Art Association continued collected monies to add to the scholarship fund for many years.

Dana-Sue Palemone was on the scholarship committee for many years and Loretta Pagni assisted. One year Dana-Sue instigated a \$150 scholarship to give to Loretta for art supplies so she could attend Columbia College. This was her way of thanking her for all her efforts to help others achieve their goals in the arts.

The Bill King Scholarship and the Mother Lode Art Association Scholarship for many years was facilitated by the Irving J. Symon Fund which has now become the Sonora Area Foundation. In the past years, our scholarship has been facilitated and given through the Columbia College but this year is a new beginning. The MLAA will be giving their own scholarship open to high school and/or college students for furthering their fine art education.

Essential Tips for Drawing

By Courtney Jordan, Online Editor

1. Find the Best Drawing Tools for You

The first step of learning to draw is figuring out what drawing tools you want to work with and gaining an awareness of what your chosen drawing medium is capable of. Working with a graphite pencil is quite a different experience and utilizes a completely different process than working with a stick of charcoal, oil pastel, pen and ink or colored pencil. Drawing Secrets Revealed by Sarah Parks and the video download Top 10 Art Techniques can really help you reach your fullest potential by giving you an understanding of the different drawing

techniques used with different drawing media. For example, if you want to really work on your mark-making with an emphasis on hatching or cross-hatching, you'll probably want to work with graphite. For more expressive marks, reach for charcoal. A chair is a great object to sketch in order to practice capturing negative space.

2. Use Mistakes as a Lesson

When you start to draw the first thing you will want to do is loosen up—literally. You want to draw fluidly and spontaneously, so the first thing I was always taught to do is warm up with exercises like drawing circles or cubes. This gets your hand and eye working in concert and can bring about a certain level of focus that you'll need as you start to sketch. Another of our drawing tips that I'd like to share is to be mindful that as you learn to draw you don't have to erase. Just because you can, doesn't mean you must. Oftentimes, "incorrect" marks can be guidelines for you as you zero-in on the right way to draw the curved shape of a vase or tilt of the nose. Leaving those marks—known as pentimenti—is something that master draftsmen have done for centuries, so you can too.

3. Use Negative Space

Drawing for beginners also means learning to see and to draw negative space as well as positive space. In other words, spend time drawing the shapes of the space around objects as well as the objects themselves.

It sounds easy, but oftentimes this basic drawing idea is hard to truly understand until you actually do it. But once you capture a few angles, the negative space will take as much prominence in your drawing as the object you are drawing.

4. Practice by Working with Lines Only

Take time as you work through drawing tutorials to work only with line. Create simple drawings using hatchings and crosshatchings alone. Discover how you can layer line, or use different sides of your implement for smooth and crisp marks or smeary strokes. Decent drawing tutorials will tell you the same because drawing basics like this are what allow you to really command the best from the medium, be it graphite, charcoal, pastels, or any other implement you choose to draw with.

To practice this, sit in front of a mirror with a lamp tilted over your face to create strong light and shadow shapes. Practice creating a basic drawing of the abstract shapes of light and shadow on the features of your face. Creating a drawing step by step in this way frees you to see abstractly and that is the secret to drawing art.

MLAA MEETINGS on the 3RD MONDAY OF THE MONTH

Next meeting: Jan. 16, 2017

No Meeting July, August or December. 2017

2017 Schedule

January 16, 2017	April 17, 2017	July (No Mtg.)	October 16, 2017
February 20, 2017	May 15, 2017	Aug (No Mtg.)	November 20, 2017
March 20, 2017	June 19, 2017	Sept. 18, 2017	Dec. (No Mtg.)

Meetings are held on the 3rd Monday of each month at the Tuolumne County Library on Greenley Rd. Sonora normally at 1:00 pm during the months of January – June and September – November

THERE ARE NO MEETINGS HELD IN JULY, AUGUST OR DECEMBER

Newsletter Info

Your newsletter editor would like to list upcoming classes or workshops and any shows our artists have been accepted into or won any awards. Let me know when you hear of them. If you are interested, others may be as well. If you see something reported incorrectly, please contact Rich at: teachersask@yahoo.com Thank you.

Fill out the membership application and bring it with your check to the next meeting or mail it today. Thank you.

If you are already a member, cut this out and pass it on to someone you think might be interested in becoming a MLAA member.

MOTHER LODE ART ASSOCIATION MEMBERSHIP APPLICATION

Name _____

Address _____

City _____ State _____ Zipcode _____

Phone _____ Email _____

Membership Categories: (check one)

Individual

\$15.00 Senior 75 & Older _____

\$20.00 General _____

\$50.00 Patron _____

\$100.00 Benefactor _____

\$250.00+ Lifetime _____

Business

\$50.00 Patron _____

\$100.00+ Benefactor _____

Please make checks payable to: MOTHER LODE ART ASSOCIATION.

P.O. Box 5140 Sonora, CA 95370

We encourage you to enjoy the wonderful Artist Demonstrations and Programs we have the 3rd Monday of each month at the Tuolumne County Library, Greenley Rd., Sonora. Meetings are usually at 1:00

Mother Lode Art Association
P.O. Box 5140
Sonora, CA 95370